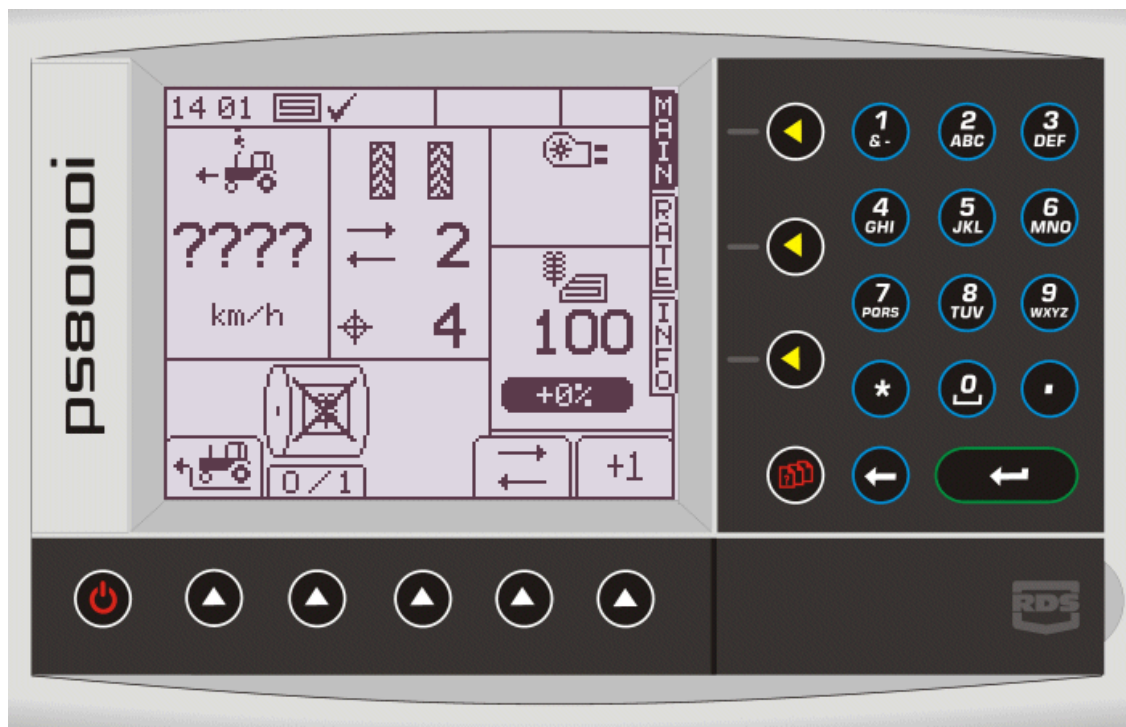


PSI Control System

**QUICK STEP GUIDE
PRE-START USING AND ADJUSTING.**



DOC0011

REV-00

CLAYDON YIELD-O-METER LTD
BUNTERS ROAD, WICKHAMBROOK, NEWMARKET, SUFFOLK, CB8 8XY
TEL: +44 (0)1440 820 327 EMAIL: info@clayondrill.com

www.clayondrill.com

DOC0011

REV-00

© CLAYDON YIELD-O-METER LTD

BUNTERS ROAD, WICKHAMBROOK, NEWMARKET, SUFFOLK, CB8 8XY

TEL: +44 (0)1440 820 327

EMAIL: info@claydondrill.com

www.claydondrill.com

This quick step guide has been made to show you how to find, use and change the pre-start function on your PSI control unit. The pre-start function is particularly useful when seeding is required before moving forward with the drill (eg-setting off on headlands etc).

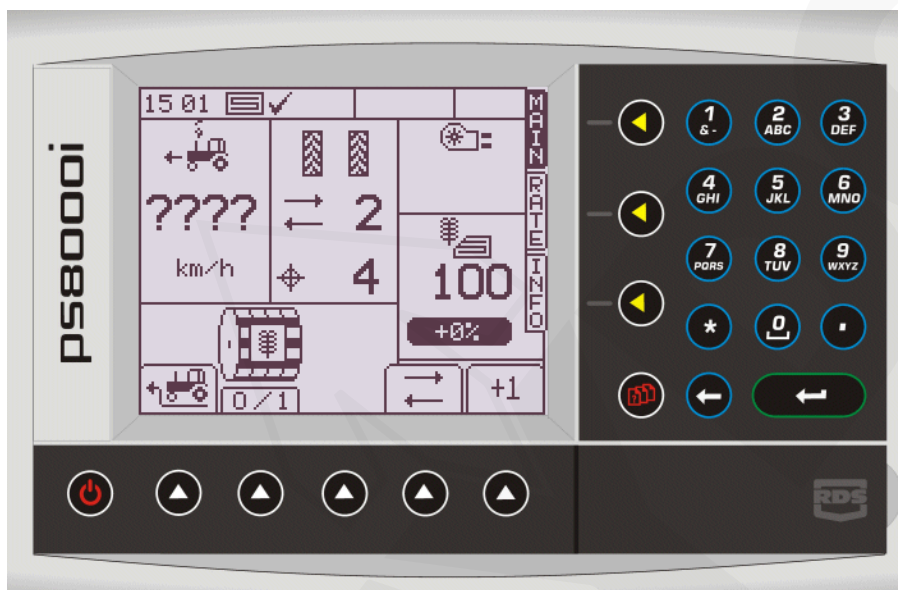
IMPORTANT



The pre-start function can only be used when the fan is running and the motor is not inhibited.

USING THE PRE-START FUNCTION

STEP 1



You can use the pre-start function whether the drill is in or out of work.

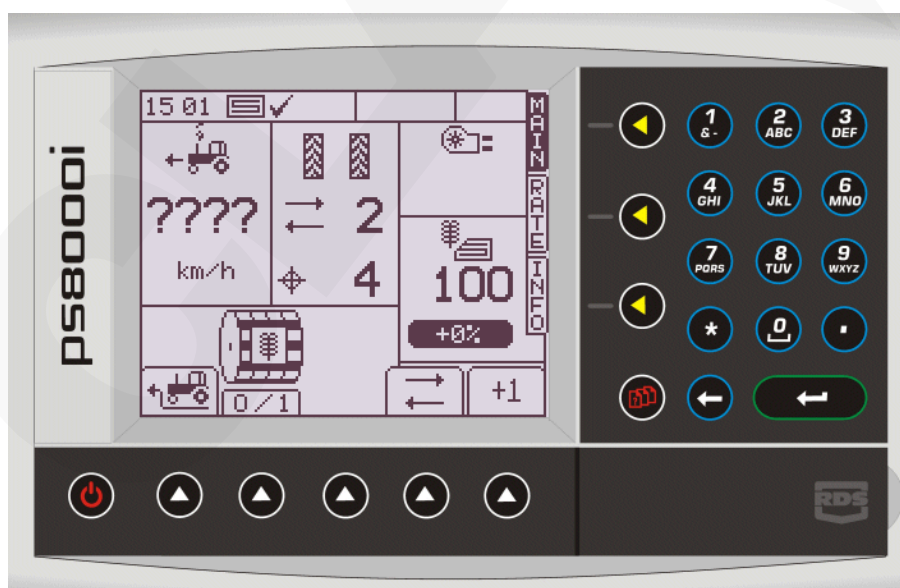
to start the pre-start sequence simply press the pre-start button at the bottom left hand corner of the main screen.



The sequence is automatic and will automatically stop when the pre-start time ends.

ALTERING THE DURATION OF THE PRE-STARTS SEQUENCE

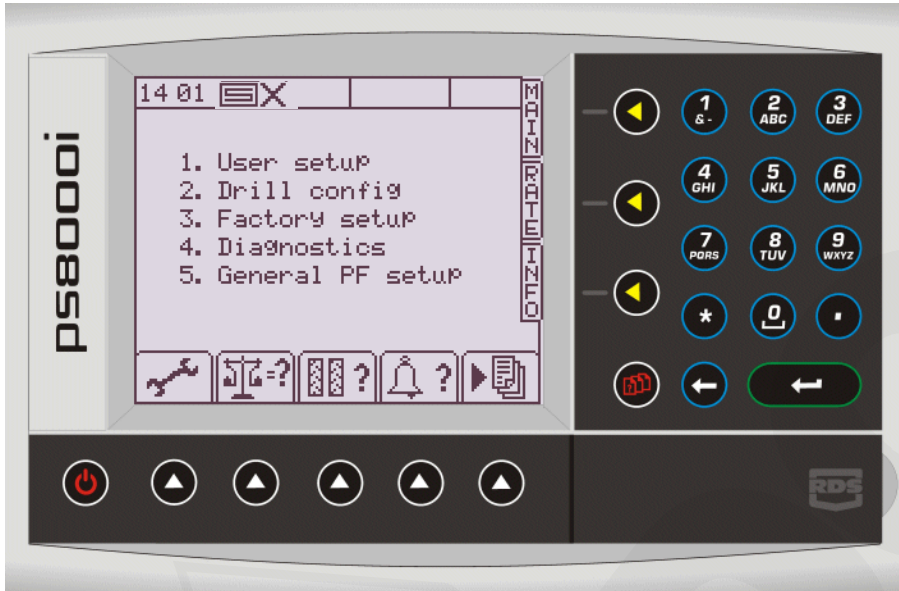
STEP 2



On this page press the “pages” button.



STEP 3



On this page press “2”



“Drill config”

STEP 4



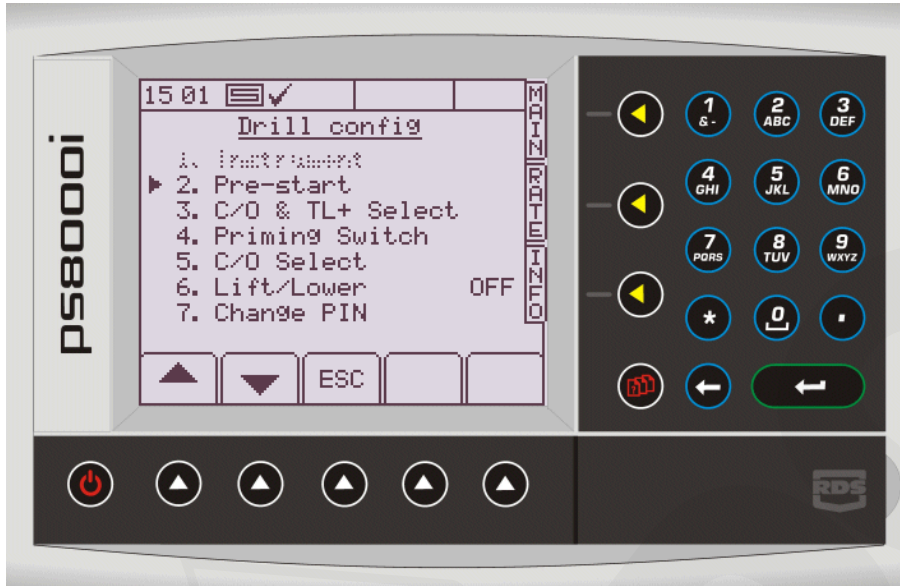
On this page enter the pin number,



Then press “enter”



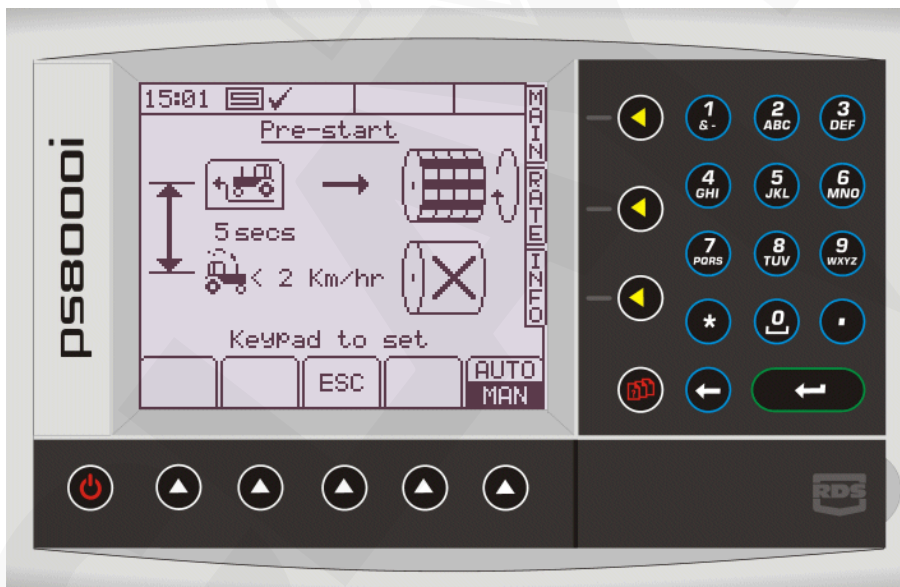
STEP 5



On this page press “2”



STEP 6



On this page use the keypad on the right to select the desired pre-start duration time required and press “enter”



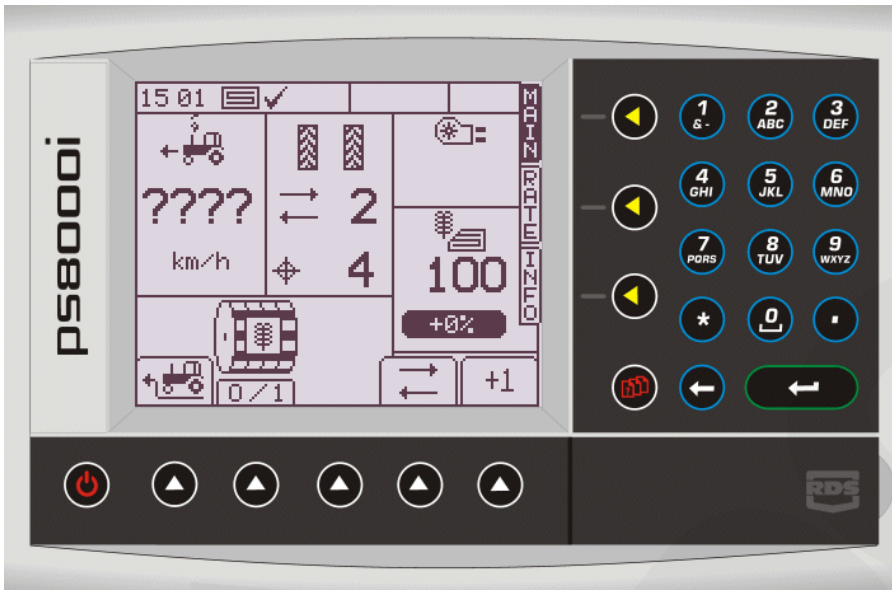
The pre-start duration is now set. press “ESC” and return to the main screen.

NOTE



Whilst on the pre-start page it is possible to switch from manual to automatic pre-start. this is only needed when you require seeding to start every time the drill is lowered into work before moving off.

STEP 7



The new pre-start duration is set and ready to use.



IMPORTANT

Please remember that the pre-start function can only be used when the fan is running and the motor is not inhibited.

CLAYDON YIELD-O-METER LTD

BUNTERS ROAD, WICKHAMBROOK, NEWMARKET, SUFFOLK, CB8 8XY

TEL: +44 (0)1440 820 327 EMAIL: info@clayondrill.com

www.clayondrill.com