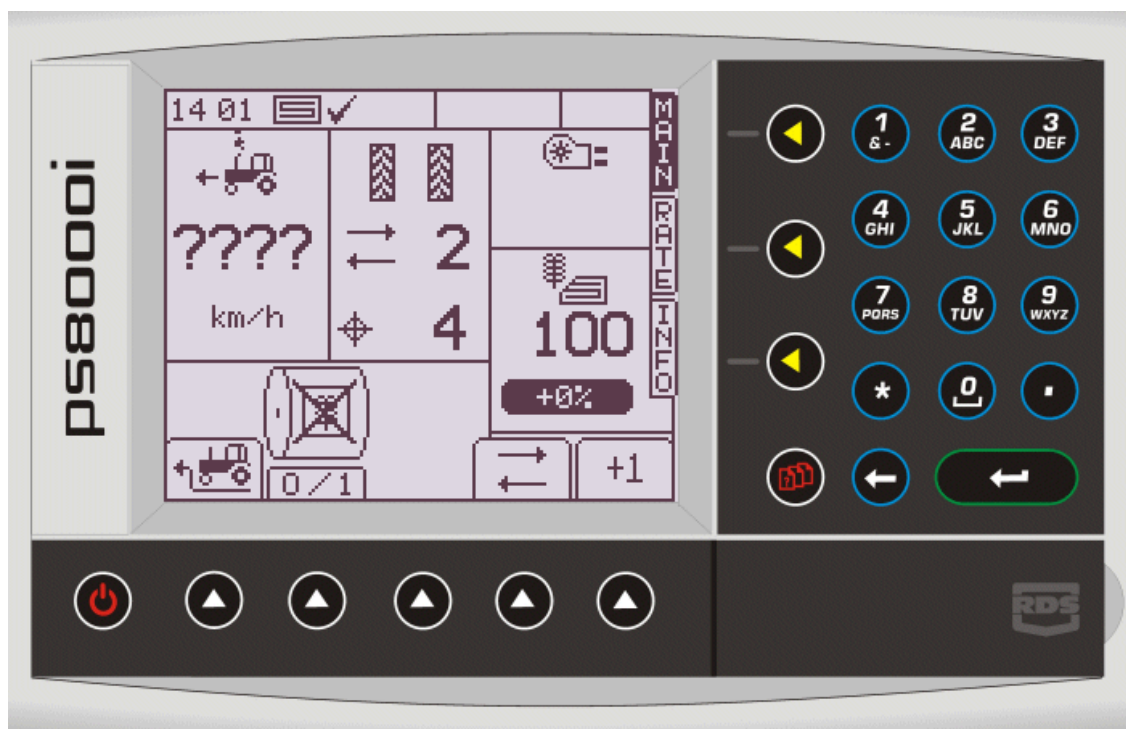


PSI Control System

QUICK STEP GUIDE SIMULATED SPEED SETTINGS



DOC0012

REV-00

CLAYDON YIELD-O-METER LTD
BUNTERS ROAD, WICKHAMBROOK, NEWMARKET, SUFFOLK, CB8 8XY
TEL: +44 (0)1440 820 327 EMAIL: info@clayondrill.com

www.clayondrill.com

DOC0012

REV-00

© CLAYDON YIELD-O-METER LTD

BUNTERS ROAD, WICKHAMBROOK, NEWMARKET, SUFFOLK, CB8 8XY

TEL: +44 (0)1440 820 327

EMAIL: info@claydondrill.com

www.claydondrill.com

This quick step guide has been made to show you how to find, use and change the simulated speed on your PSI control unit. The simulated speed feature is particularly useful in the event of a failed radar or SatSpeed sensor or in the event of losing GPS signal when using the SatSpeed system.

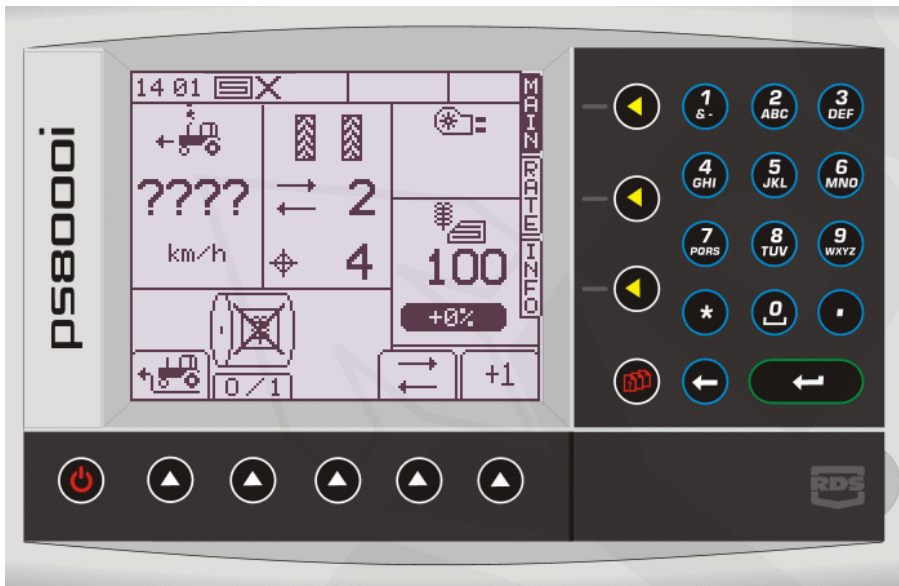
IMPORTANT




It is important to note that when using the drill in simulated speed mode that the tractor forward speed is kept as close as practically possible to the set simulated speed during drilling.

ENTERING INTO “SIMULATED SPEED” MODE

STEP 1



To use the simulated speed feature ensure the drill is out of work (not seeding) and the cross is at the top of the screen. 

press the “pages” button. 

STEP 2

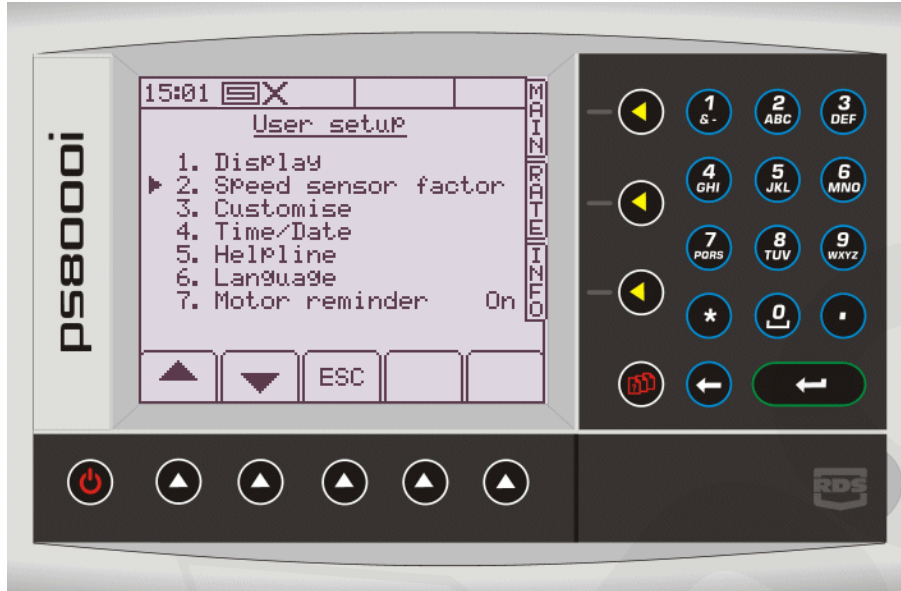


On this page press 1,



“User Setup”

STEP 3

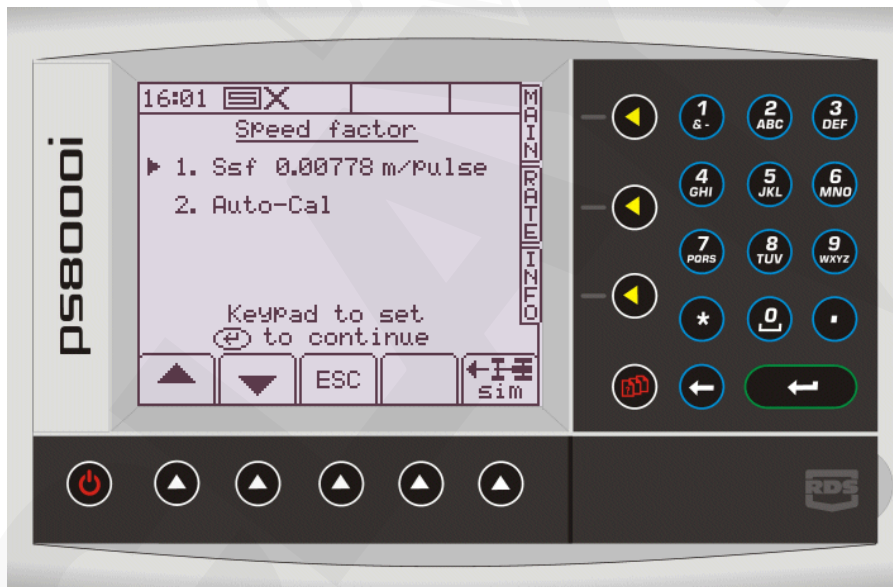


On this page press 2,



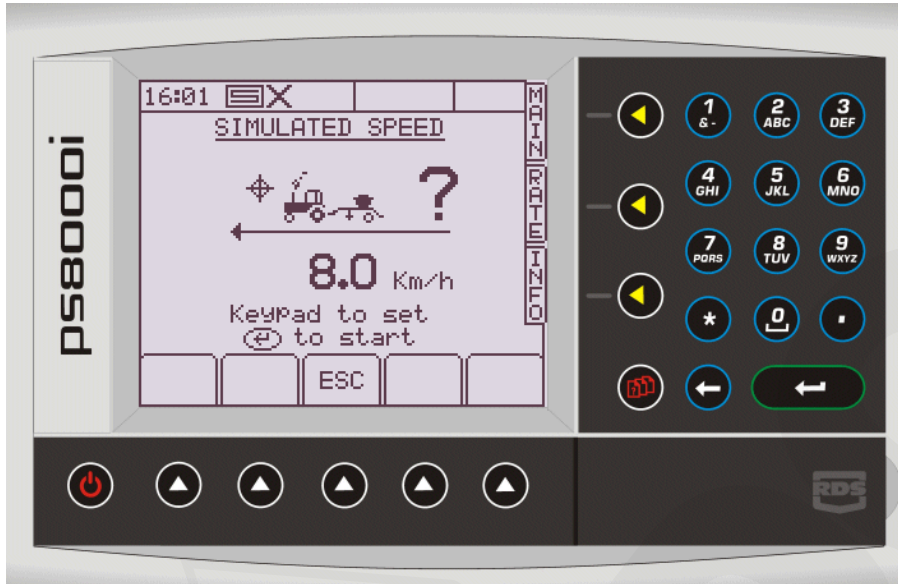
“Speed sensor factor”

STEP 4




On this page press the “SIM” button.



STEP 5

On this screen use the keypad to select the required simulated speed and then press “enter”

**STEP 6**

The drill is now in “simulated speed” mode.


When the drill is dropped into work the drill will assume it is traveling at the set simulated speed and so the metering unit will constantly deliver the measured amount for that speed.

IMPORTANT

It is important to note that when using the drill in simulated speed mode that the tractor forward speed is kept as close as practically possible to the set simulated speed during drilling.

EXITING OUT OF “SIMULATED SPEED” MODE


STEP 1



To exit the “simulated speed” mode, press the “pages” button. 

STEP 2



On this page simply press the “sim off” button 

This will exit the simulated speed mode and automatically return you to the main page.

CLAYDON YIELD-O-METER LTD

BUNTERS ROAD, WICKHAMBROOK, NEWMARKET, SUFFOLK, CB8 8XY
TEL: +44 (0)1440 820 327 EMAIL: info@clayondrill.com

www.clayondrill.com